

PIN-calculator user instructions

Starting to use PIN-calculator

To activate the PIN-calculator, press the button with a triangle on it.



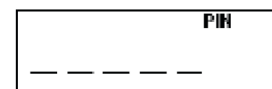
The image to the right will be displayed on the screen:

Enter the code.


Upon activating the PIN-calculator for the first time, the code is:

- a) 1234, if a four-digit code is requested
- b) 11111, if a five-digit code is requested

After using the PIN-calculator for the first time you will have to change this code. (see section "Changing the code of the PIN-calculator").



After changing the code, APPLI appears on the screen.



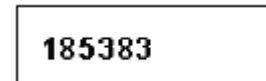
Activating PIN-calculator

Activating the PIN-calculator, press the triangle button, then APPLI appears on the screen.

To enter the Internet Bank for private or business clients, press 1.



Now the PIN-calculator shows a code, which must be entered either in Internet Bank for private or business clients.



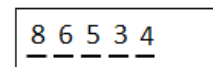
The code is displayed on the screen for **90 seconds**, after which the PIN-calculator will switch off. If you wish to switch off the PIN-calculator earlier, press the triangle button twice.

To confirm a payment in the Internet Bank for private or business clients, press 2.

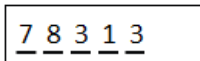


When confirming a payment or contract, Internet Bank will show an access code, which must be entered into the PIN-calculator.

Juurdepääsu kood nr 865 34



After entering the access code, the confirmation code of transaction appears on the screen of PIN-calculator, which must be entered in Internet Bank:



Juurdepääsu kood nr 865 34

7 8 3 1 3

Tagasi

Kinnitan

Changing the code of the PIN-calculator

Activate PIN-calculator, enter valid PIN and if APPLI - (as shown on the image to the right) appears on the screen, press the triangle button and hold it down for 2 seconds.



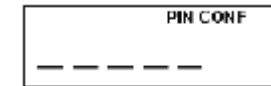
The image to the right will be displayed on the screen:

When PIN-calculator is used for the first, the screen will open up automatically. Enter a new code.



The image to the right will be displayed on the screen:

Re-enter the new code. If the entered codes match, you will see on the screen "NEW PIN CONF". Use your new code next time when activating the PIN-calculator.



If the entered codes do not match, a message "FAIL" is displayed and you will have to start again.



Entering an incorrect code

If you entered an incorrect code when activating the PIN-calculator, the message to the right is displayed:

The number on the screens shows how many times you have entered an incorrect code. The message is shown until you have entered the correct code.



You can delete the message and enter a new code by pressing the triangle button.

If you have entered an incorrect code for **five times**, the PIN-calculator will be locked and you will have to visit a bank office in order to get a new PIN-calculator.

Changing your PIN calculator

You cannot change the empty batteries of your PIN calculator. Opening the PIN calculator makes it unusable. You can get a new PIN calculator from our branch for an issue fee. When you come to our branch, bring your old PIN calculator and an identity document.